

The Genuine. The Original.



RDX™ Commercial Operator

Easy installation and built-in safety features.

RDX™ Commercial Operators

The Future of Medium & Standard Duty Commercial Operators for Sectional Doors

RDX™ is quick and easy to install. Superior safety features come standard.

Features	Benefits
Ease of Installation	Pre-assembled, self-contained units save considerable installation time and require no additional equipment. The RDX™ operator can be installed by one person.
No Limit Switch	Installers do not have to set open and close limits. RDX™ adjusts automatically for less installation time.
DC Motor	Lightweight and quiet operation with no thermal overloading.
Soft Start and Stop	Less wear and tear on the door system, less noise, and it eliminates cable jumping.
Reversing Feature	Auto reversing upon obstruction without optional sensing edges.
Built in Timer to Close	No need to buy additional accessories. Closes on its own based on set timer and is very useful for special applications, such as unmanned fire stations.
Solenoid Lock	Automatically locks and unlocks door upon operation.
Built-in Memory	Slows down door upon third attempt to close after detecting an obstacle. Prevents door from being left in the open position because the door encountered an obstruction. Instead, the door closes slowly, stops to meet the obstruction and seals as much of the doorway as possible if door is unattended and obstruction is not removed.
Compact Design	Requires significantly less side room vs. typical commercial operators.
Service Reminders	Installer can set-up service reminders from controller every 2500 cycles.
Cycle Counter	The number of door operations can be counted more easily by fitting the plug-in beeper module.



RDX™ M

- Medium Duty
- Up to 170 sq. ft.
- Maximum door weight 500 lbs.
- 650 Newton motor
- ONLY 9 lbs motor head weight



RDX™ S

- Standard Duty
- Up to 350 sq. ft.
- Maximum door weight 900 lbs.
- 1300 Newton motor
- ONLY 12.5 lbs motor head weight



**RDX™ S-H
(Hoist)**

- Standard Duty with Hoist
- Up to 350 sq. ft.
- Maximum door weight 900 lbs.
- 1300 Newton motor
- ONLY 24 lbs motor head weight

The RDX™ comes with a full set of standard features, including: QIK-FIT™ Installation, Low Voltage DC Motor, Soft Start and Stop, Sensitive Obstruction Detection Without a Sensing Edge, Built in Timer to Close, Cycle Counter, Direct Coupling and Auto Limits.





RDX™ Application Chart

This application chart applies to RDX M, RDX S and RDX S-H

Model-Drum Size	Max Door Size (sq ft)	Max Door Weight (lbs)	Min Door Height (ft)	Max Door Height (ft)	Max Cable Drum Diameter (across the flange)	Driven Pulley Diameter
RDX M - B	170	500	6'6"	33'	6"	4"
RDX M - C	170	500	6'6"	33'	8.75"	5"
RDX M - D	170	500	6'6"	33'	10"	6"
RDX S - B	350	900	9'6"	40'	6"	4"
RDX S - C	350	900	9'6"	40'	8.75"	5"
RDX S - D	350	900	9'6"	40'	10"	6"
RDX S-H - B	350	900	9'6"	40'	6"	4"
RDX S-H - C	350	900	9'6"	40'	8.75"	5"
RDX S-H - D	350	900	9'6"	40'	10"	6"

All models carry 2 year or 20,000 cycle warranty on motor and parts. All models (Medium Duty, Standard Duty and Hoist) are available in Single phase and 115VAC/230VAC.

The RDX™ operators are designed to use Overhead Door® radio remote controls and require additional accessories:

Accessory	Description	Required	Optional
 Radio Receiver Interface Module	The Radio Receiver Interface Module (111257.0001) is designed to allow Overhead Door® standard radio remote control receivers to operate with RDX™ control units.	1	
Transmitter Receiver	Overhead Door® Transmitter Receivers: Horton Type (9-Switch Trinary) OR Digital I (9 Switch Trinary)	1	
Radio Transmitter	Overhead Door® Commercial Radio Transmitter of the same frequency as your selected Transmitter Receiver.	1	
 Solenoid Lock	The RDX™ commercial operator is designed to offer safe operation without damaging the door while employing a standard slide lock as the main locking system. The Auto-lock is an integrated electronic solenoid-operated bolt locking system that provides an extra measure of security for doors that require radio control operation.		1
 Cover - Car Wash Cover - M&S	Protects motor from environmental elements. THIS COPY NEEDS SOME WORK TO ADDRESS BOTH COVERS		1
 Cover - Cable Hoist	Protects motor from environmental elements.		1

The Genuine. The Original.

Since 1921, Overhead Door Corporation has not only raised the standards of excellence for the industry - we've created the. We were the first to introduce upward-acting doors, and we were the first to make them electric

Today, our nationwide network of over 450 Overhead Door Ribbon distributors are still leading the way with innovative solutions and unmatched installation, service and support. So look for the Red Ribbon. It's your guarantee that you're getting the genuine, the original Overhead Door.



* Warranties vary by model series. See warranty for full details.

The Genuine. The Original.



2501 S. State Hwy. 121, Suite 200
Lewisville, TX 75067

1-800-929-DOOR
www.OverheadDoor.com

©2007 Overhead Door Corporation. RDX is a trademark of Overhead Door Corporation. Overhead Door and the Ribbon Logo are registered trademarks of Overhead Door Corporation. All other trademarks are the property of their rightful owners. Consistent with our policy of continuing product improvement, we reserve the right to change product specifications without notice or obligation. C900-733